

Quick statistics

Survey 433945 'Carnicom Institute MRP Symptom Survey [short version]'

Results**Survey 433945**

Number of records in this query:	971
Total records in survey:	971
Percentage of total:	100.00%

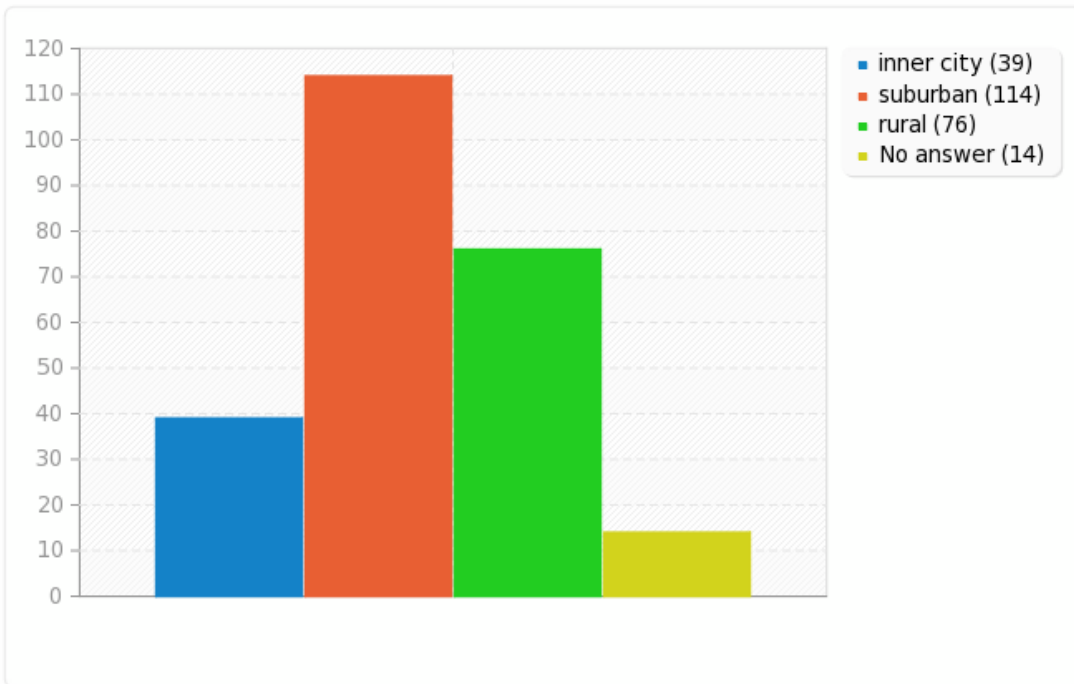
Field summary for EnvSetting

You live in this setting:

Answer	Count	Percentage
inner city (A1)	39	16.05%
suburban (A2)	114	46.91%
rural (A3)	76	31.28%
No answer	14	5.76%

Field summary for EnvSetting

You live in this setting:



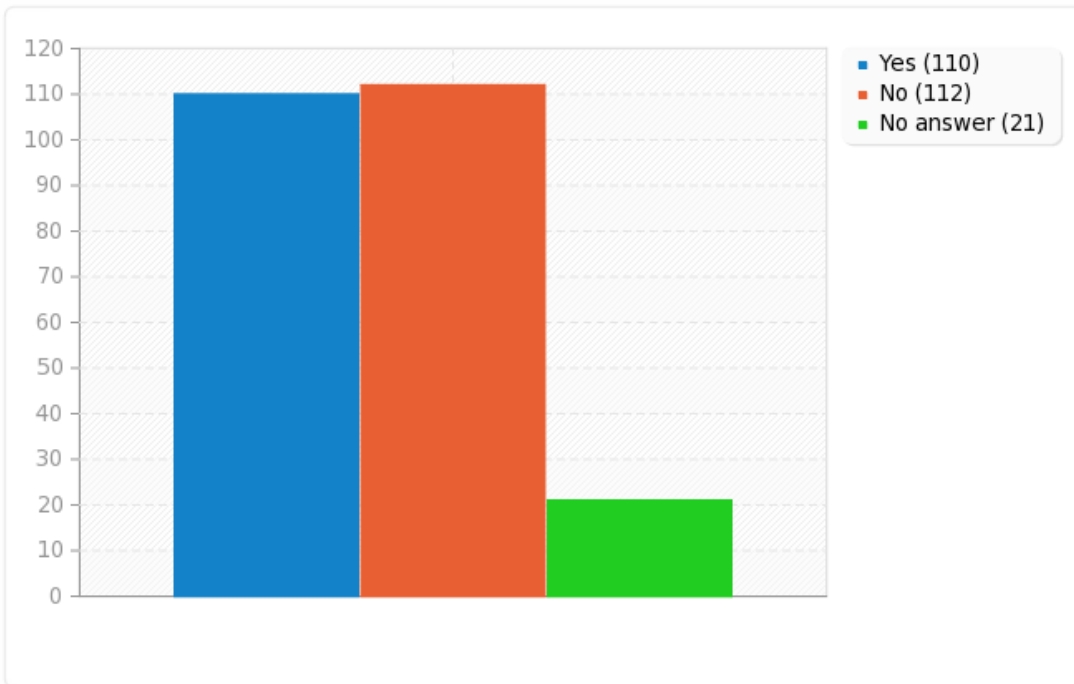
Field summary for EnvFactors

Do you know of any unusual or noteworthy environmental factors that may be affecting your health situation?

Answer	Count	Percentage
Yes (Y)	110	45.27%
No (N)	112	46.09%
No answer	21	8.64%

Field summary for EnvFactors

Do you know of any unusual or noteworthy environmental factors that may be affecting your health situation?



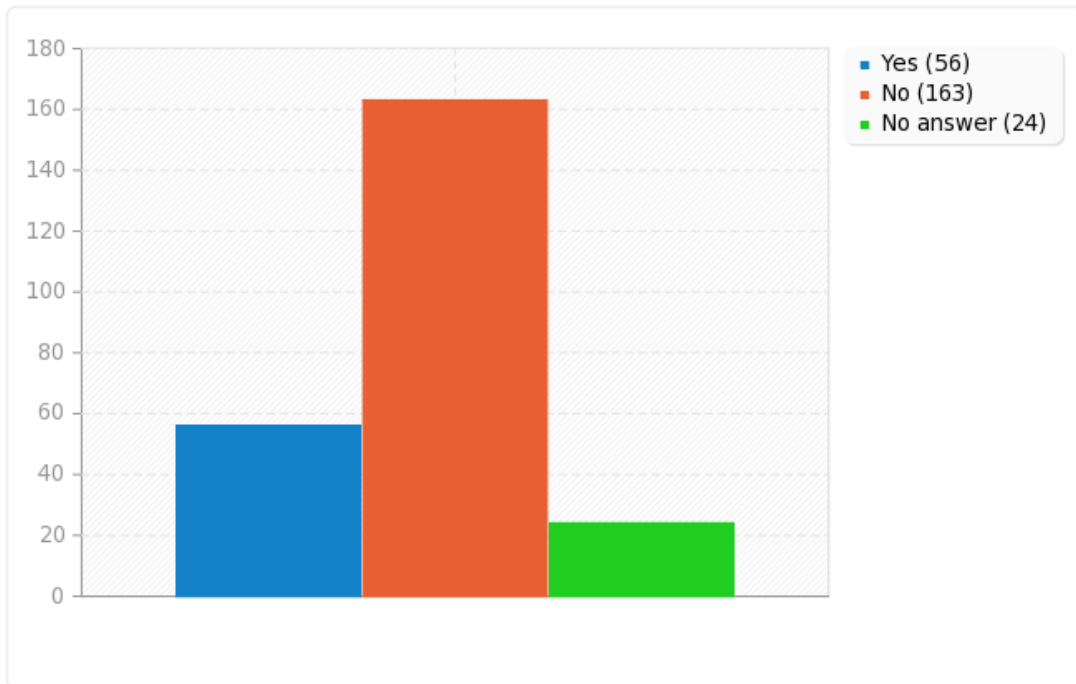
Field summary for EnvSocial

Have you ever been or are you currently exposed to or associated with persons showing unusual symptoms or conditions?

Answer	Count	Percentage
Yes (Y)	56	23.05%
No (N)	163	67.08%
No answer	24	9.88%

Field summary for EnvSocial

Have you ever been or are you currently exposed to or associated with persons showing unusual symptoms or conditions?



Field summary for EnvironToxins

Have you been or are you currently exposed to toxins, irritants, chemicals, allergens, etc.?

Answer	Count	Percentage
Yes (Y)	92	37.86%
No (N)	126	51.85%
No answer	25	10.29%

Field summary for EnvironToxins

Have you been or are you currently exposed to toxins, irritants, chemicals, allergens, etc.?

