

ADDITIONAL BIOLOGICAL COMPONENTS IDENTIFIED

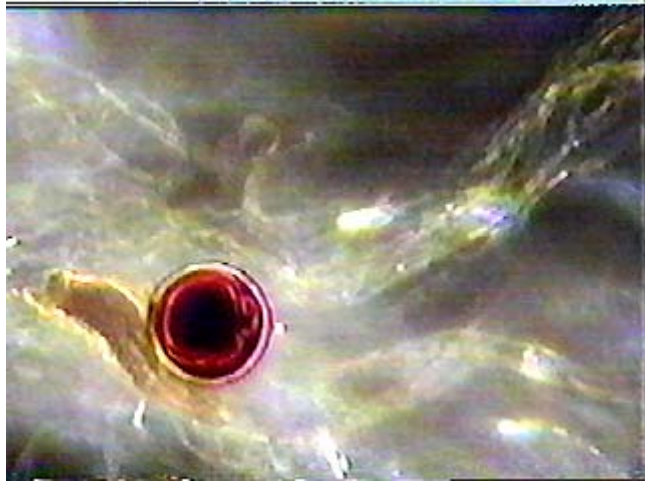
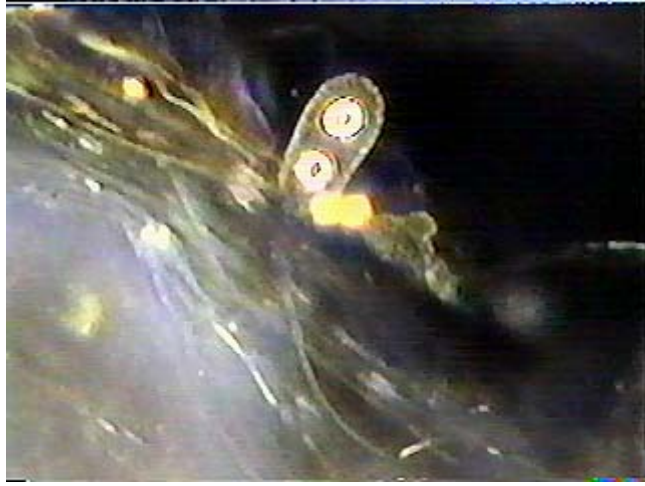
Second Microscopy Session

Posted July 21 2000
copyright 2000 by Clifford E Carnicom

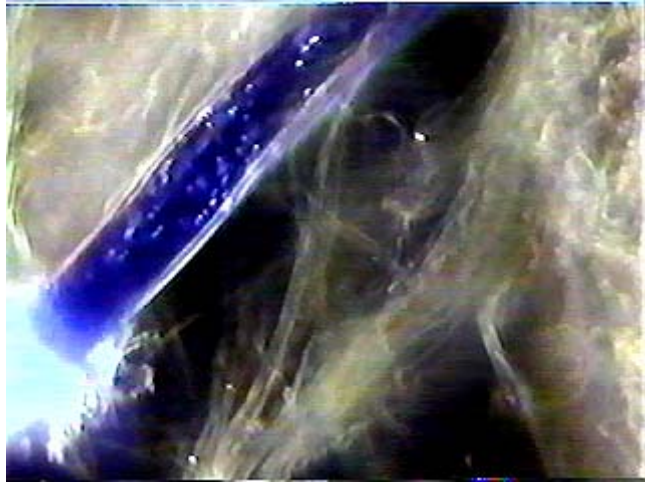


The following stills are taken from a second microscopy video session. I was not a witness to this recording, and no further descriptions are available at this time. If further descriptions are provided by the source, they will be posted. All information indicates that the conditions of observation for these slides are identical to those which have been specified earlier at <http://carnicominate.org/wp/biological-components-identified/>. This session is anticipated to have occurred slightly prior to those events witnessed by myself on May 11 2000. These components are found within a portion of the same ground sample material that has been sent by certified mail to Carol M. Browner, Administrator of the United States Environmental Protection Agency. Carol M. Browner was presented with this information over 6 months ago, and she refuses to identify the material within this sample to date.









Clifford E Carnicom
July 21 2000